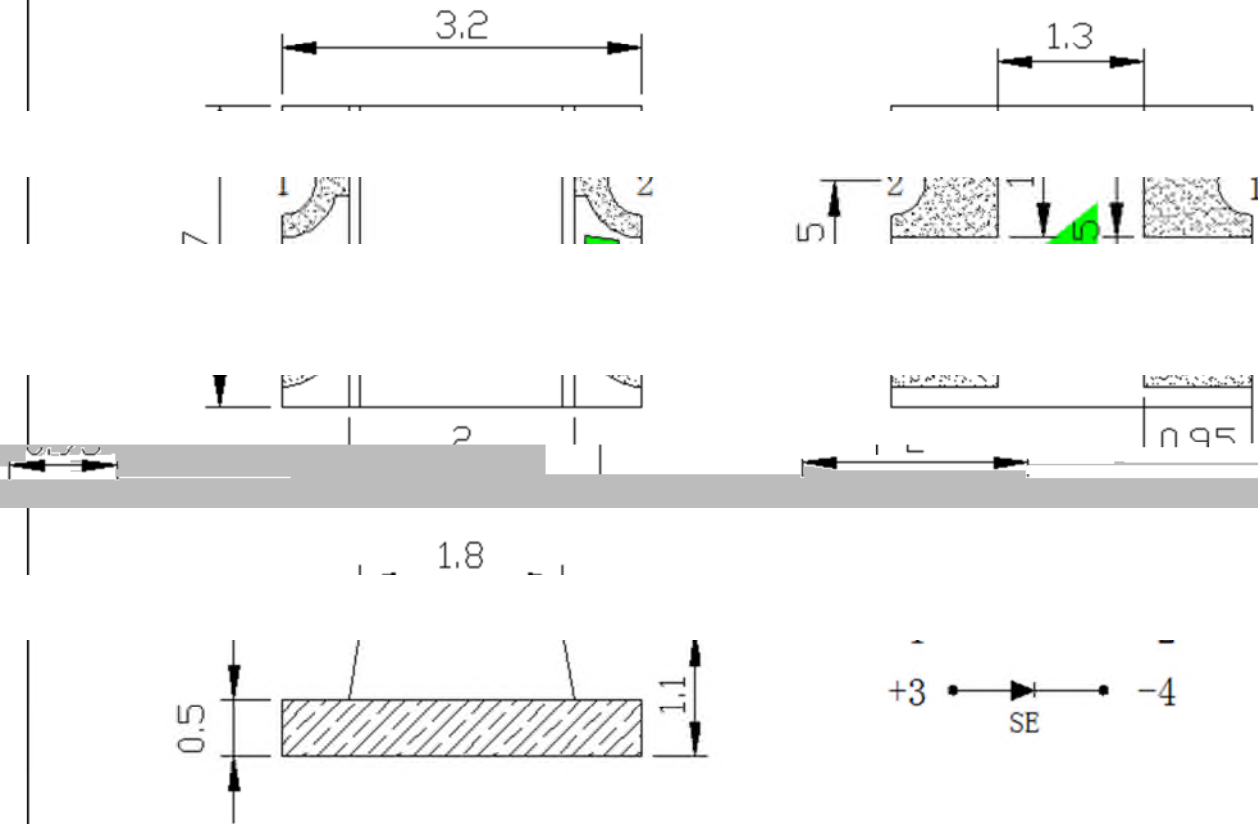




### Features

- ◆ Pb free product—RoHS compliant
- ◆ Reliable and rugged
- ◆ Long life – solid state reliability

### Package Dimension



Part NO.	Lens Color	Source Color
SL-T3227GOC020-L110	Water Clear	Yellow Green/Orange

**Notes:**

1. All dimensions are in millimeters.
2. Tolerance is ±0.10mm unless otherwise noted.
3. Specifications are subject to change without notice.



## Absolute Maximum Ratings at Ta=25

Parameter	Yellow Green	Orange	Unit
Power Dissipation	78	78	mW

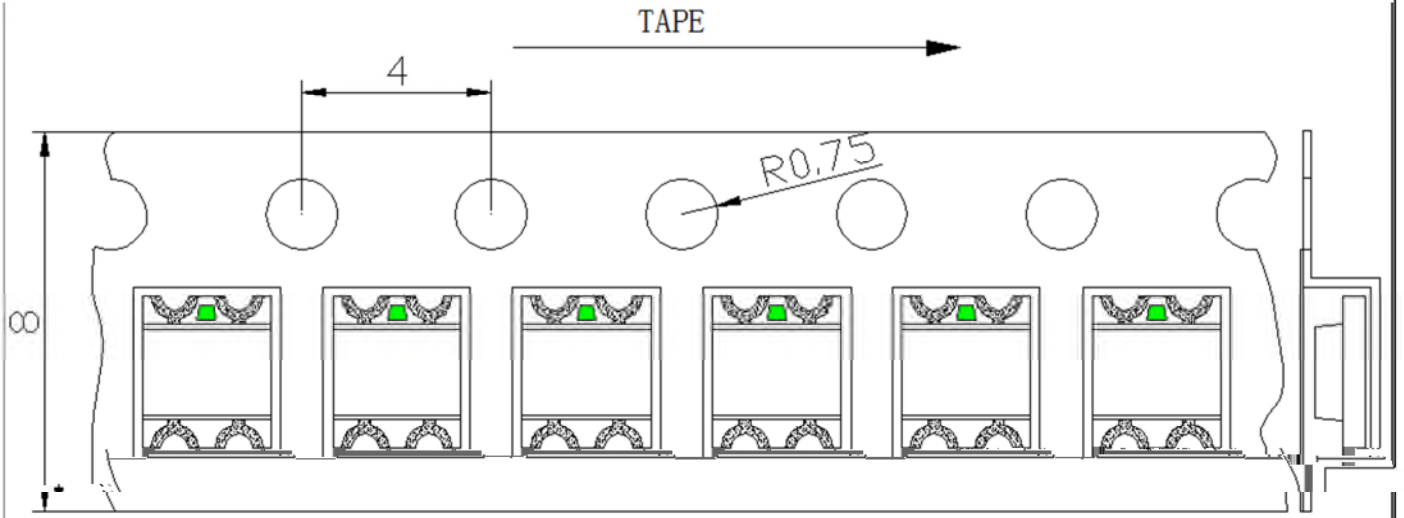
### Electrical Optical Characteristics at Ta=25

Parameter	Symbol	Color	Min.	Typ.	Max.	Unit	Test Condition
Luminous Intensity	I <sub>v</sub>	Yellow Green	30	---	70	mcd	I <sub>F</sub> =20mA
		Orange	70	---	150	mcd	I <sub>F</sub> =20mA
DWL 'Q	1/2	---	---	120	---	Deg.	(Note 2)
Peak Emission Wavelength		Yellow Green	---	575	---	nm	I <sub>F</sub> =20mA
		Orange	---	610	---	nm	I <sub>F</sub> =20mA
		Yellow Green	568	---	574	nm	I <sub>F</sub> =20mA
		Orange	600	---	606	nm	I <sub>F</sub> =20mA
Spectral Line Half-Width	β	Yellow Green	---	15	---	nm	I <sub>F</sub> =20mA
		Orange	---	15	---	nm	I <sub>F</sub> =20mA



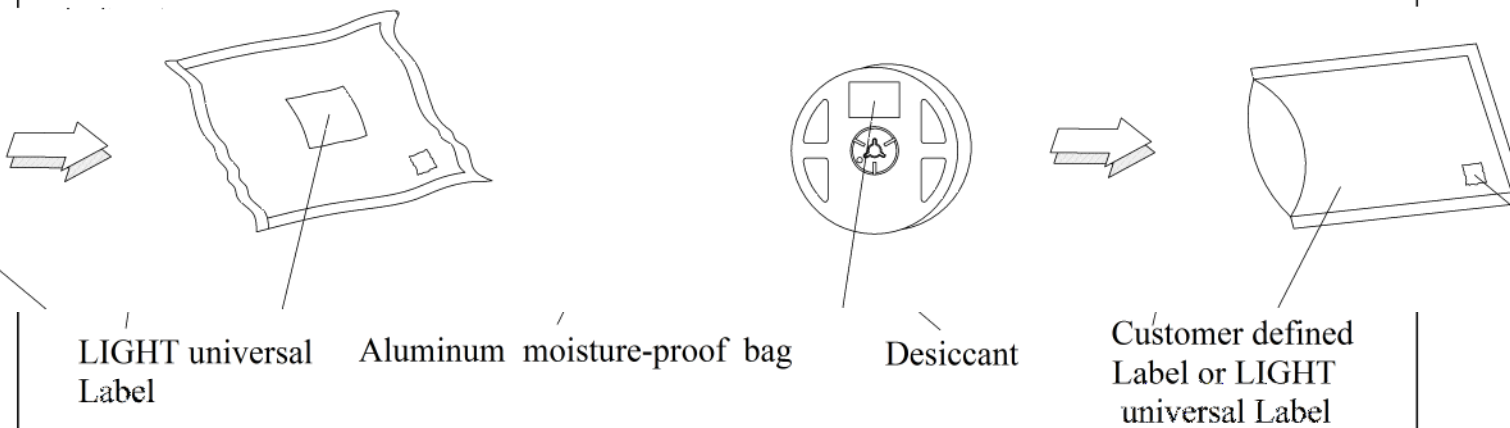


### Carrier Tape Specifications

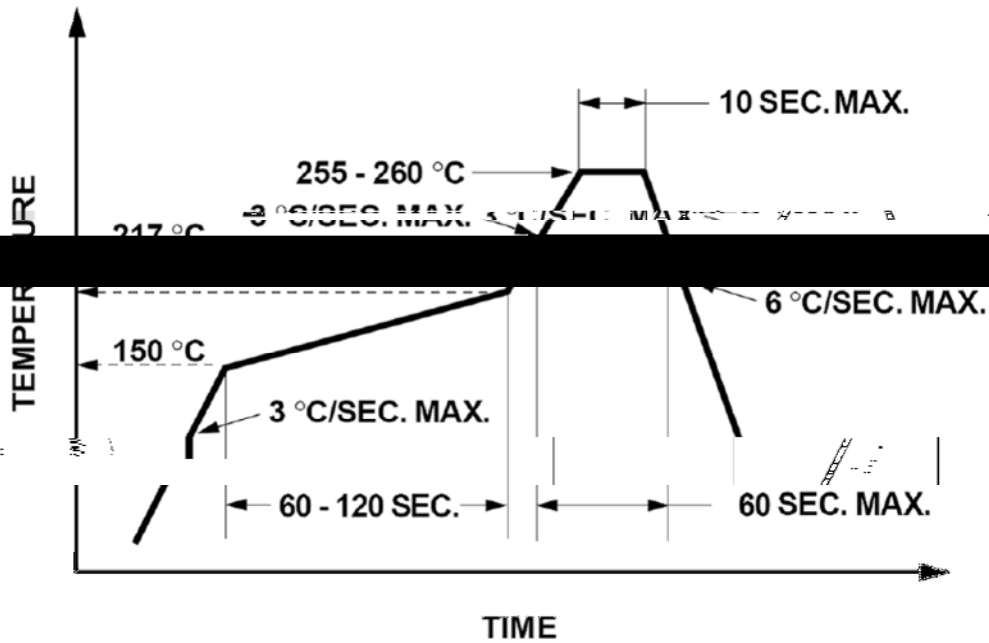


**Note:** Tolerance unless mentioned is  $\pm 0.2\text{mm}$ ; Unit = mm

### Moisture Resistant Packaging



~~0. Soldering~~



1. Reflow soldering should not be done more than two times.
2. When soldering, do not put stress on the LEDs during heating.

**Soldering iron**

1. When hand soldering, the temperature of the iron must less than 300°C for 3 seconds.
2. The hand solder should be done only once.

**Repairing**

~~Repair should not be done after the LEDs have been soldered. When repairing is unavoidable, a double-head soldering iron should be used (as below figure). It should be confirmed beforehand whether the characteristics of LEDs will or will not be damaged by repairing.~~

